









GO	IN		CM		HP / KW	LBS		KG		LBS		KG		Nr.
	IN	CM	IN	CM		LBS	KG	LBS	KG	LBS	KG	LBS	KG	
150	61	155	59	150	40/29	1080	490	1102	500	1256	570	-	-	12
175	71	180	69	175	45/33	1212	550	1234	560	1389	630	-	-	14
200	81	205	79	200	50/37	1345	610	1367	620	1521	690	1389	630	16
225	90	230	88	225	60/44	1477	670	1499	680	1653	750	1521	690	18
250	100	255	98	250	65/48	1609	730	1653	750	1786	810	1675	760	20
300	120	305	118	300	70/51	1830	830	1874	850	2006	910	1896	860	24

 Total width	 Weight with spikes roller	 Weight with spiral roller	 Min. suggested horsepower
 Working width	 Weight with packer roller	 N° of blades	 Weight with cage roller



www.celli-usa.com  
Toll Free: 1-877-591-4790

# GO

## FIXED POWER HARROW



### POINTS OF STRENGTH:

The frame is a sturdy shell in welded high thickness plate. This provides a highly rigid structure ensuring that the gears it contains operate under optimum conditions. The 1-speed gearbox was designed and built by Celli using quality components to guarantee long machine life. The wide range of accessories will satisfy the most demanding users while ensuring maximum use flexibility.

### TECHNICAL SPECIFICATIONS

- rotor speed: 319 rpm (for 540 rpm PTO)
- swinging lower linkages
- 3 point hitch cat.2
- cage roller  $\varnothing$  385 mm  $\leq$  mod. 225 -  $\varnothing$  440 mm  $\geq$  mod. 250
- rear roller adjustment by pins
- tines 90x10x260 mm: working depth about 26 cm
- movable side plates
- drive shaft with shear bolt
- welded safety protection

maximum horse power: 80 HP (59 KW)